


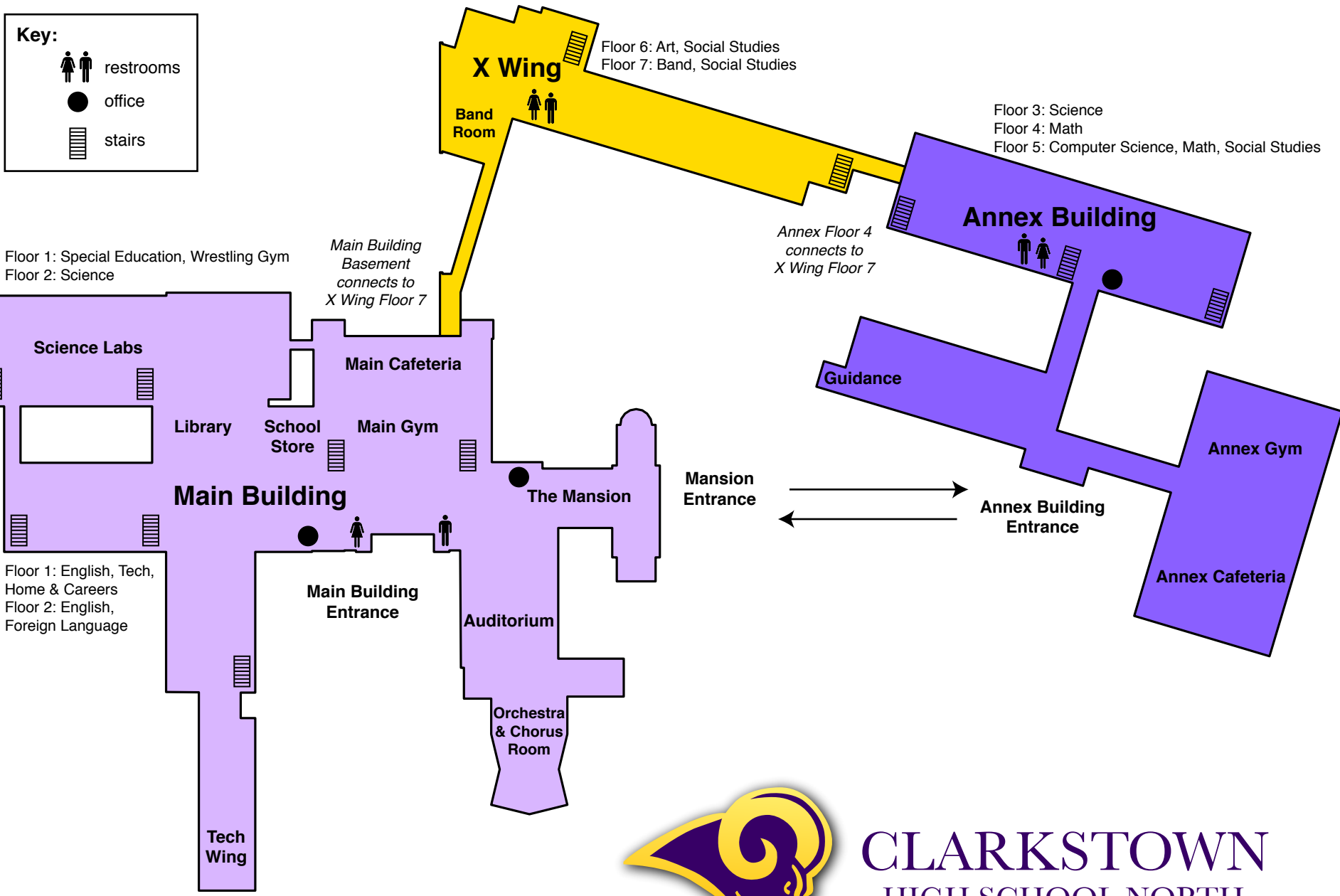


Key:

-  restrooms
-  office
-  stairs



**Main Parking Lot
(Congers Road)**



CLARKSTOWN HIGH SCHOOL NORTH

SCHOOL MAP
*compliments of Principal Leonardatos
 and the CHSN PTSA*

Helpful Hints Navigating CHSN:

- The first digit of each classroom number indicates the building and floor location of the classroom.

Main Building	=	Floors 1, 2
Annex Building	=	Floors 3, 4, 5
X-Wing Building	=	Floors 6, 7

- The Main Building has a first floor that divides at the Library. To access the 1st floor Special Education classrooms turn right after the Library and go down the staircase to Special Education Classrooms 142B, 143A, 143B, 144, 145A, 147 and 148B. All other Main Building 1st floor classrooms are on the same level as the Library and house English, Home & Careers and Technology Classrooms.
- The Main Building has two 2nd floors that are not connected. One is located directly above the first floor classrooms, and houses English and Foreign Language classrooms. You can access this floor by walking past the Library and making a left up the staircase.

The other 2nd floor is located one floor above the library and houses Physics and Chemistry classrooms/labs. To access the 2nd floor Science classrooms/labs turn right after the Library and go down the staircase. At the bottom of the staircase immediately turn left and go up the stairs to the 2nd floor. The following Science classrooms are located on this floor: 243, 245, 246, 250, 252 and 253.

- The TV Studio is located in the Main Building. As you enter the Main Building turn left to go down the 1st floor hall. As you approach the Ram's Cave, the school store, turn right to go up the staircase to the TV Studio.
- To travel between the Main Building and the Annex Building, exit through the Mansion and follow the driveway to the Annex Building entrance, which is on your left.
- To access the X Wing from Main Building, use the down stairs on either side of the Main Gym. Once on the basement level continue past the cafeteria/lunch line to access the ramp to the X Wing. Once across the ramp you will be on the 7th floor of the X Wing.

- To access the X Wing from the Annex Building it is best to go to the 4th floor of the Annex Building, which connects directly with the 7th floor of the X Wing.